

IDEAL 2265

max.
13
sheets

Convenient deskside shredder with cabinet
and EASY-Touch for intuitive operation

← 22 cm →

Level P-2 4 mm strip cut

Sheet capacity*: 11-13 | 9-11

Level P-4 3 x 25 mm particle cut

Sheet capacity*: 6-7 | 5-6

Level P-5 2 x 15 mm particle cut

Sheet capacity*: 4-5 | 3-4

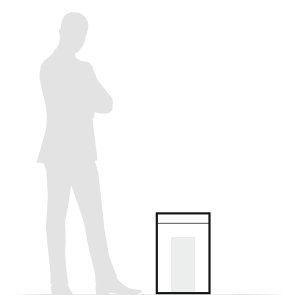


* A4 paper 70 g/m² | 80 g/m²

Technical specifications

Volume	20 litres (shred bin)
Power	230 V / 50 Hz**
Motor capacity	200 Watt single phase motor

** other voltages available



Dimensions	516 x 345 x 213 mm (H x W x D)
Weight	10.5 kg / 11.5 kg (particle cut)

Product characteristics


Easy-to use deskside shredder for environmentally conscious users. EASY-Touch multifunction switch element for stand-by / stop (off) / reverse with integrated optical signals for the operational status of the shredder. Photo cell controlled auto-matic start and stop. Automatic reverse and power cut-off. ZERO ENERGY standby mode: complete, automatic disconnection from power supply after 15 minutes. Transparent safety flap in the feed opening as additional safety element. Quiet, powerful and energy-efficient single phase motor. Double motor protection. High-quality, paper clip proof cutting shafts from special hardened steel with lifetime guarantee. High-quality wooden cabinet. Removable shred bin from impact-resistant plastic with large window showing fill level. 20 litres volume for the shredded material. Magnetic switch for automatic stop if the shred bin is removed from the cabinet (2265 CC).

IDEAL

WWW.IDEAL.DE

IDEAL 2265

Features




SOLID STEEL CUTTING SHAFTS

Robust and durable: high-quality paper clip proof cutting shafts with lifetime guarantee under conditions of fair wear and tear.



SAFETY FLAP

The safety flap in the feed opening is an additional safety element to keep fingers, ties or other objects away from the cutting shafts.



EASY-TOUCH MULTIFUNCTION SWITCH

Easy operation is guaranteed with the EASY-Touch multifunction switch for stand-by / stop (off) / reverse and optical signals for the operational status of the shredder.



REMOVABLE SHRED BIN

With large window showing fill level and magnetic switch for automatic stop if the full shred bin is removed (cross cut).



www.blauer-engel.de/uz174

IDEAL